






ICM Research interviewed a random sample of 1,055 adults aged 18+ by telephone between 15th-17th September 2000. Interviews were conducted across the country and the results have been weighted to the profile of all adults.

Q1. General Election turnout.	
Certain to vote	50%
Very likely to vote	17%
Quite likely to vote	16%
Quite unlikely to vote	6%
Very unlikely to vote	5%
Certain not to vote	6%
Don't know	1%

Q2. General Election voting intention. Adjusted. Base: All expressing an intention to vote (618)	
 Conservative	38%
 Labour	34%
 Lib Dem	22%
 Other	7%
 Lead	4%

Q3. Do you think Tony Blair was right or wrong not to make concessions to the petrol protesters who blockaded oil refineries and distribution sites?	
Right	32%
Wrong	59%
Don't know	8%

Q4. Which of the following do you blame most for the recent petrol price rise?	
OPEC	17%
The government	63%
The petrol companies	12%
None of these	1%
Don't know	7%

Q5. Some people say petrol prices should stay at their present level in order to encourage motorists to get out of their cars and use less polluting forms of transport. Others say they need their cars and petrol prices should therefore fall. With these two opposing views in

mind do you think petrol prices should stay as they are or should they fall?

Stay as they are	20%
Should fall	76%
Don't know	4%

Q6. Are you satisfied or dissatisfied with the way Tony Blair is doing his job as Prime Minister?

Satisfied	29%
Dissatisfied	63%
Don't know	8%

Q7. In the past the Labour government has claimed to be a 'listening' government. Do you agree or disagree with this claim?

Agree	23%
Disagree	71%
Don't know	6%

Q8. At any time over the period of the petrol protests did you run so low on petrol you had to stop using your car?

Yes	23%
No	56%
No car	21%

Q9. Do you think Mo Mowlem was right or wrong to quit the Cabinet?

Right	43%
Wrong	24%
Don't know	33%

Q10. When it comes to the next General Election, which title do you think best applies to the Labour Party?

New Labour	32%
Labour	53%
Don't know	15%