






ICM interviewed a random sample of 1056 adults aged 18+ by telephone between 14th-15th July 2000. Interviews were conducted across the country and the results have been weighted to the profile of all adults.

<b>Q1. General Election turnout.</b>	
Certain not to vote	7%
Very unlikely to vote	5%
Unlikely to vote	6%
Quite likely to vote	14%
Very likely to vote	17%
Certain to vote	50%
Don't know	1%

<b>Q2. General Election voting intention. Adjusted. Base: All expressing an intention to vote.</b>	
 Conservative	35%
 Labour	42%
 Lib Dem	17%
 Other	6%
 Lead	7%

<b>Q3a. Which of the main political parties do you think has the best policies on.... Crime?</b>	
Conservatives	18%
Labour	22%
Liberal Democrats	4%
Other party	1%
None of them	20%
Don't know	35%

<b>Q3b. Which of the main political parties do you think has the best policies on.... The Economy?</b>	
Conservatives	25%
Labour	33%
Liberal Democrats	5%
Other party	1%
None of them	10%
Don't know	26%

<b>Q3c. Which of the main political parties do you think has the best policies on.... Roads, railways and bus services?</b>	
Conservatives	15%

Labour	29%
Liberal Democrats	6%
Other party	1%
None of them	17%
Don't know	32%
<b>Q3d. Which of the main political parties do you think has the best policies on.... Education?</b>	
Conservatives	21%
Labour	39%
Liberal Democrats	6%
Other party	1%
None of them	10%
Don't know	23%
<b>Q3e.. Which of the main political parties do you think has the best policies on.... National Health Service?</b>	
Conservatives	18%
Labour	37%
Liberal Democrats	5%
Other party	2%
None of them	15%
Don't know	24%
<b>Q3f.. Which of the main political parties do you think has the best policies on.... Taxation?</b>	
Conservatives	28%
Labour	25%
Liberal Democrats	5%
Other party	1%
None of them	12%
Don't know	29%

<b>Q4a. Are you satisfied or dissatisfied with the way....</b>	
<b>Tony Blair is doing his job as Prime Minister?</b>	
Satisfied	46%
Dissatisfied	44%
Don't know	10%
<b>Q4b. The way William Hague is doing his job as Leader of the Conservative Party?</b>	
Satisfied	37%
Dissatisfied	42%
Don't know	21%
<b>Q4c. The way Charles Kennedy is doing his job as Leader of the Liberal Democrats?</b>	
Satisfied	42%
Dissatisfied	17%

---

**Don't know**

**41%**

Site by Go Interactive

© 2005 ICM Research

[Top](#) ↑