






ICM Research interviewed a random sample of 1,200 adults aged 18+ by telephone on 2-4th March 1996. Interviews were conducted across the country and the results have been weighted to the profile of all adults.

Q1. General Election turnout.	
10 - Absolutely certain to vote	62%
9	4%
8	8%
7	4%
6	2%
5	5%
4	1%
3	1%
2	1%
1 - Certain not to vote	9%
Don't know	1%

Q2. Westminster Voting Intention. Adjusted. Base: All expressing an intention to vote.	
 Conservatives	31%
 Labour	45%
 Liberal Democrats	20%
 Other	4%
 LEAD	-14%%

Q3. Which party do you think has best policies for dealing with the economy?	
Conservative	21%
Labour	33%
Liberal Democrats	7%
Others	1%
None of them	17%
Don't know	21%

Q4. If Charles gets married to Camilla Parker-Bowles should he.....	
Still become King and head of the Church of England	25%

Still become King but not head of the Church of England	19%
Not become King	45%
Don't know	11%
Q5. If Charles marries Camilla and succeeds to the throne, do you think Camilla should be recognised as Queen or not?	
Should be recognised	17%
Should not be recognised	76%
Don't know	7%