






ICM Research interviewed a random sample of 1,200 adults aged 18+ by telephone on 31st May and 2nd June 1996. Interviews were conducted across the country and the results have been weighted to the profile of all adults.

Q1. General Election turnout.	
10 - Absolutely certain to vote	60%
9	4%
8	7%
7	4%
6	2%
5	6%
4	1%
3	2%
2	1%
1 - Certain not to vote	10%
Don't know	1%

Q2. Westminster Voting Intention. Adjusted. Base: All expressing an intention to vote.	
 Conservatives	30%
 Labour	46%
 Liberal Democrats	19%
 Other	5%
 LEAD	-16%

Q3. Which party do you think has the best policies for dealing with the economy?	
Conservative	20%
Labour	30%
Liberal Democrat	7%
Other	1%
None of them	22%
Don't know	20%

Q4. Overall, has the government's handling of the beef crisis made you more likely or less likely to vote Conservative at the next election or made no difference one way or the other?	
More likely	1%
Less likely	28%

No difference	69%
Don't know	2%

Q5. The Government has blocked all decisions by the European Union until the ban on beef derivatives is lifted and a timetable for agreement on the export ban on British beef is agreed. Do you approve or disapprove of this decision?

Approve	42%
Disapprove	44%
Don't know	14%

Q6. Sinn Fein polled 15.5% of the votes in elections to all party talks on the constitutional future of Northern Ireland. Do you think they should be allowed to join the talks even if the IRA does not renew its cease-fire or should they not be allowed to join?

Allowed	32%
Not allowed	58%
Don't know	10%