






ICM Research interviewed a random sample of 1,200 adults aged 18+ by telephone on 6-7th January, 1996. Interviews were conducted across the country and the results have been weighted to the profile of all adults.

Q1. General Election turnout.	
10 - Absolutely certain to vote	61%
9	4%
8	7%
7	4%
6	2%
5	7%
4	1%
3	1%
2	2%
1 - Certain not to vote	9%
Don't know	2%

Q2. Westminster Voting Intention. Adjusted. Base: All expressing an intention to vote.	
 Conservatives	26%
 Labour	48%
 Liberal Democrats	22%
 Other	4%
 LEAD	-22%

Q3. Which party do you think has the best policies for dealing with the economy?	
Conservative	18%
Labour	34%
Liberals	8%
Others	1%
None of them	18%
Don't know	21%

Q4. Do agree or disagree with the following proposals for the National Lottery?	
Make it give more money to charity?	

Agree	87%
Disagree	11%
Don't know	2%
Limit individual prizes to £1million?	
Agree	63%
Disagree	35%
Don't know	2%
Limit jackpots to £10million?	
Agree	70%
Disagree	28%
Don't know	3%
Make it non-profit making?	
Agree	75%
Disagree	21%
Don't know	4%
Scrap it completely?	
Agree	12%
Disagree	86%
Don't know	2%
Q5. If John Major loses his overall majority in the Commons, what do you think he ought to do?	
Carry on as Prime Minister of a minority government	13%
Seek a new majority with the support of the Ulster Unionists	3%
Resign and call a General Election	78%
Don't know	6%