






ICM Research interviewed a tightly controlled sample of 1,427 adults aged 18+ in 103 randomly selected constituencies nationwide. Interviews were conducted face-to-face between 10-11th February, 1995.

Q1. General Election turnout.	
10 - Absolutely certain to vote	67%
9	4%
8	6%
7	2%
6	1%
5	5%
4	1%
3	1%
2	1%
1 - Certain not to vote	10%
Don't know	3%

Q2. Westminster Voting Intention. Adjusted. Base: All expressing an intention to vote.	
 Conservatives	31%
 Labour	49%
 Liberal Democrats	17%
 Other	4%
 LEAD	-18%

Q3. Which party do you think has the best policies for dealing with the economy?	
Conservative	17%
Labour	34%
Liberals	4%
Others	1%
None of them	18%
Don't know	26%

Q4. Britain and Ireland are thinking of transferring power over issues like education, health and transport to executive boards covering the whole of Ireland, north and south, subject to a referendum in Northern Ireland. The Unionist parties are opposed and see it

as a step towards a united Ireland. Do you think the government should press ahead with those ideas?

Only if the Unionist parties agree	43%
Whether they agree or not	26%
Don't know	31%

Q5. A number of European countries may decide in 1997 to adopt a single currency in place of their national currencies. Do you think that Britain should have a referendum on whether to join or not?

Yes	70%
No	18%
Don't know	13%

Q6. If there were a referendum, would you vote to join a single currency or not?

To join	26%
Not to join	51%
Don't know	23%