






ICM Research interviewed a random sample of 1,201 adults aged 18+ by telephone on 8-9th December, 1995. Interviews were conducted across the country and the results have been weighted to the profile of all adults.

Q1. General Election turnout.	
10 - Absolutely certain to vote	62%
9	4%
8	6%
7	3%
6	3%
5	8%
4	2%
3	1%
2	1%
1 - Certain not to vote	8%
Don't know	2%

Q2. Westminster Voting Intention. Adjusted. Base: All expressing an intention to vote.	
 Conservatives	31%
 Labour	48%
 Liberal Democrats	16%
 Other	4%
 LEAD	-17%

Q3. Which party do you think has the best policies for dealing with the economy?	
Conservative	24%
Labour	33%
Liberals	6%
Others	1%
None of them	15%
Don't know	20%

Q4. If a person is a declared homosexual living in a stable relationship with a partner, which of the following jobs do you think they should be allowed to take?

Teaching	
Yes	72%
No	22%
Don't know	6%
In the church	
Yes	70%
No	25%
Don't know	5%
In the police service	
Yes	73%
No	22%
Don't know	5%
In the Armed Services	
Yes	62%
No	33%
Don't know	5%
As an MP	
Yes	78%
No	19%
Don't know	4%
Q5. Which of these members of the Royal Family do you think is the most effective ambassador for Britain in other countries around the world?	
Princess Diana	33%
Prince Charles	7%
The Queen	50%
Prince Phillip	2%
Don't know	8%