




ICM Research interviewed a tightly controlled sample of 1,358 adults aged 18+ in randomly selected constituencies nationwide. Interviews were conducted face-to-face between 7-8th April, 1995.

Q1. General Election turnout.	
10 - Absolutely certain to vote	67%
9	4%
8	4%
7	2%
6	2%
5	5%
4	1%
3	1%
2	1%
1 - Certain not to vote	9%
Don't know	4%

Q2. Westminster Voting Intention. Adjusted. Base: All expressing an intention to vote.	
 Conservatives	26%
 Labour	51%
 Liberal Democrats	18%
 Other	5%
 LEAD	-25%

Q3. Which party do you think has the best policies for dealing with the economy?	
Conservative	%
Labour	%
Liberals	%
Others	%
None of them	%
Don't know	%

Q4. Do you think the government should cut the basic rate of tax from 25p to 20p in the £, even if it means cutting spending on services such as schools and hospitals?	
Yes	15%

No	76%
Don't know	9%
Q5. Do you think the government should increase spending on services such as schools and hospitals even if it means raising the basic rate of income tax from 25p to 30p?	
Yes	60%
No	26%
Don't know	14%