






ICM Research interviewed a tightly controlled sample of 1468 adults aged 18+ in 103 randomly selected constituencies nationwide. Interviews were conducted face-to-face between 10-11th January 1992.

Q1. Westminster Voting Intention. Adjusted. Base: All expressing an intention to vote.		
	Conservatives	42%
	Labour	41%
	Liberal Democrats	12%
	Other	4%
	LEAD	1% ^s

Q2. Regardless of which party you yourself support, which party do you think is most likely to produce the most successful economic policies for the country as a whole?	
Conservative	36%
Labour	26%
Liberal Democrats/ Liberal	6%
Other	3%
Don't know	28%

Q3. Which party do you think is likely to produce the best economic policies for yourself and family?	
Conservative	34%
Labour	30%
Liberal Democrats/ Liberal	7%
SNP	1%
Other	2%
Don't know	25% ^s