






ICM Research interviewed a tightly controlled sample of 1356 adults aged 18+ in 103 randomly selected constituencies nationwide. Interviews were conducted face-to-face between 11-12th May 1990.

Q1. Westminster Voting Intention. Adjusted. Base: All expressing an intention to vote.		
	Conservatives	32%
	Labour	50%
	Liberal Democrats	13%
	Other	6%
	LEAD	-18%

Q2. Which party did you vote for in the last election?	
Conservative	33%
Labour	36%
Liberal SDP	10%
Scottish National Party	1%
Plaid Cymru	1%
Green Party	1%
Did not vote	15%
Unwilling to say	1%
Don't know	2%

Q3. Thinking about the Liberal Democrats, led by Paddy Ashdown, would you consider voting Liberal Democrat in the next general election if the party had...?	
A very good chance of winning in your constituency	19%
A fairly good chance of winning in your constituency	11%
Not much chance of winning in your constituency	5%
Little or no chance of winning in your constituency	11%
Would not vote for the Liberal Democrats	20%
Don't know	34%

Q4. The Government has replaced the domestic rates with a Community Charge, which some people call the Poll Tax. This is a tax on each adult in the household. Are you in favour or against the change from the rates to the community charge?	
In favour	22%

Don't know

64%

Site by Go Interactive

© 2005 ICM Research

Top ↑