






ICM Research interviewed a tightly controlled sample of 1372 adults aged 18+ in 103 randomly selected constituencies nationwide. Interviews were conducted face-to-face between 6-7th April 1990.

Q1. Westminster Voting Intention. Adjusted. Base: All expressing an intention to vote.		
	Conservatives	32%
	Labour	56%
	Liberal Democrats	6%
	Other	6%
	LEAD	-24%

Q2. Which party did you vote for in the last election?	
Conservative	37%
Labour	34%
Liberal SDP	7%
Scottish National Party	1%
Did not vote	15%
Unwilling to say	1%
Don't know	3%

Q3. The Government has replaced the domestic rates with a community charge which some people call the Poll Tax. This is a tax on each adult in the household. Are you in favour or against the change from the rates to the community charge?	
In favour	21%
Against	70%
Don't know	9%

Q4. Do you personally intend to pay the Poll Tax?	
As soon as it is due	60%
After some delay	27%
Not at all	7%
Don't know	6%

